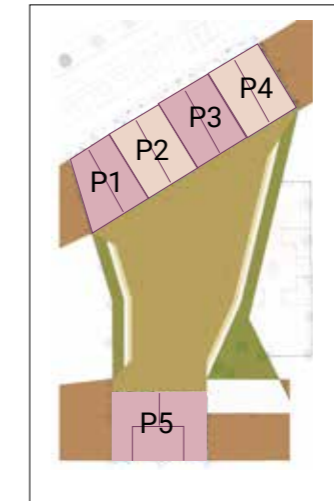


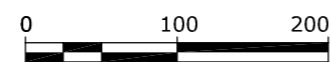
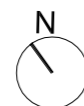


Portal 5 planta 5º B



P5 PLANTA 5º B

SUPERFICIE CONSTRUIDA CERRADA	75,79 m ²
SUPERFICIE CONSTRUIDA ABIERTA 100%	25,80 m ²



Escala 1/50